

2018

2018 08

)

(

	3,672,690,968.72	3,337,626,909.16	10.04%
	297,792,119.92	284,825,272.85	4.55%
	275,175,811.50	272,431,280.10	1.01%
	-346,662,872.22	-1,937,829,405.51	82.11%
/	0.15	0.14	7.14%
/	0.15	0.14	7.14%
	5.70%	6.70%	-1.00%
	14,833,564,333.88	13,633,494,506.97	8.80%
	5,256,899,636.22	5,068,442,723.78	3.72%

1

2

“ ”

2010 A 2010 66 164
1 100

“ ”

2018 6

1

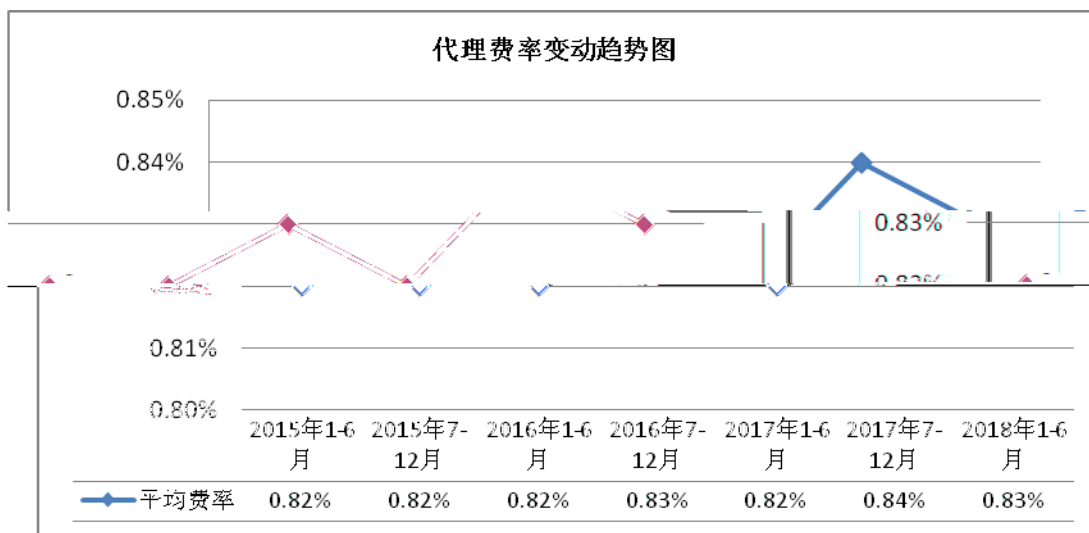
	2018 1-6	2017 1-6	
	1,709.50	2,028.11	-15.71%
m ²	1,863.61	2,060.85	-9.57%
	141,405.00	165,348.02	-14.48%
	0.83%	0.82%	0.01%

= /

141,405.00

14.48%

0.01



2018 1-6

22.0

4,268

3

9 32.7

100%

3,644

3 9 26.9

2 +

	2018 1-6	2017 1-6
	770	669
	20,954.30	29,872.76
+	100,355.97	91,935.19

+

+ 100,355.97

9.16%

20,954.30

2

1

	2018 1-6		2017 1-6		
	39,581.60	99.66%	20,730.10	98.58%	90.94%
	3.26	0.01%	255.26	1.21%	-98.72%
	129.82	0.33%	43.18	0.21%	200.65%
	39,714.68	100.00%	21,028.54	100%	88.86%

88.86%

2

2018

	1,947.64	5.19%	2,215.33	6.16%	-12.08%
	37,558.01	100.00%	35,980.63	100.00%	4.38%

1

	2018 1-6	2017 1-6
	4	1
	95	78
	536.12	368.78
	22,903.88	20,103.52

17

167.34

22,903.88

13.93%

2

	2018 1-6	2017 1-6
(406	420
	7	7
()	399	413
	12,706.49	13,661.78

14

6.99%

3

18

60

2

	2018 1-6		2017 1-6		
	158,435.63	43.30%	125,119.55	37.58%	26.63%
	77,058.25	21.06%	68,960.63	20.72%	11.74%
	43,060.21	11.77%	53,689.41	16.13%	-19.80%
	46,244.69	12.64%	50,927.33	15.30%	-9.19%
	41,096.21	11.23%	34,169.75	10.27%	20.27%
	365,894.99	100.00%	332,866.67	100.00%	9.92%

26.63%

+

20.27%

+

11.74%

19.80% 9.19%

1

	2018 1-6		2017 1-6		
	367,269.10	100.00%	333,762.69	100.00%	
	285,027.43	77.61%	256,465.49	76.84%	

6	3,215.18 6.99%	18.88%	3.71
7	1,026.51	163.57%	35.13
8	16,128.95	107.40% 2	1
9	3,831.97	14.38%	

1

2 “ ” “ ”

“ ” “ ”

	3,672,690,968.72	3,337,626,909.16	10.04%	
	2,850,274,346.19	2,564,654,940.71	11.14%	
	269,999,669.10	226,959,308.57	18.96%	
	63,362,737.51	32,772,965.90	93.34%	
	68,146,346.98	156,752,880.55	-56.53%	
	-346,662,872.22	-1,937,829,405.51	82.11%	
	-241,556,629.01	-226,179,347.11	-6.80%	
	843,369,902.92	1,705,163,876.30	-50.54%	
	255,258,565.53	-458,964,988.92	155.62%	
	127,479,952.02	63,222,025.29	101.64%	
	10,197,428.37			

	5,581,168.48	17,366,504.89	-67.86%	
	57,214.17	-145,918.54	139.21%	
	-9,899.60	-23,156.59	-57.25%	

	3,672,690,968.72	100%	3,337,626,909.16	100%	10.04%
	2,429,827,286.48	66.16%	2,596,997,543.62	77.81%	-6.44%
	1,242,863,682.24	33.84%	740,629,365.54	22.19%	67.81%
	1,414,050,040.66	38.50%	1,653,480,206.66	49.54%	-14.48%
+	1,003,559,671.82	27.32%	919,351,870.60	27.55%	9.16%
	397,146,785.19	10.81%	210,285,406.94	6.30%	88.86%
	285,252,656.54	7.77%	111,502,778.36	3.34%	155.83%
	229,038,797.10	6.24%	201,035,191.21	6.02%	13.93%
	171,143,022.53	4.66%	50,074,729.61	1.50%	241.78%
	127,064,893.08	3.46%	136,617,770.05	4.09%	-6.99%
	19,476,415.13	0.53%	22,153,301.88	0.66%	-12.08%
	25,958,686.67	0.71%	33,125,653.85	0.99%	-21.64%
	1,594,076,515.35	43.40%	1,258,898,588.52		


--	--	--	--	--

	446,203,669.94	3.01%	110,564,400.63	1.11%	1.90%	
	53,910,753.02	0.36%	28,484,794.67	0.29%	0.07%	
	179,296,775.29	1.21%	168,888,078.24	1.69%	-0.48%	
	3,515,328,325.25	23.70%	2,000,000,000.00	20.04%	3.66%	
	174,279,305.98	1.17%	12,000,000.00	0.12%	1.05%	
	568,637,068.35	3.83%	34,358,780.41	0.34%	3.49%	
			342,292,663.82			

	2016	0016320587	2016 12 15	2018 12 14
2018 6 30		84,268,414.10	60,596,462.09	
3		21,000,000.00		50,000,000.00
37,000,000.00		100,000,000.00		
	135,638.75			1,453,984.12
	4,029,717.88	213,619,340.75		

	171,843.82
	1,362.89
	91,149.73
	0
	95,735.29
	55.71%

				2012		
4,550	1,311.01		1,311.01	100.00%	08	28



1 2013 9 12 2013

“ ”

“ ” 60.00% 7,800.00
 1,250.00 6,090.61
 459.39

2 2015 1 9 2015

5,375.40 51%
 2014 2014
 3,489.95 564.52 1,320.93
 3,489.95 564.52

3 O2M 40,000
 39,282.67 37,561.35 1,721.32

1,362.89 O2M 1,075.77

O2M “ + + ” O2M

O2M O2M

O2M

O2M



				62.50%					29%
				100.00%					
				62.50%	10,569.88				29.00%
				2,871.16		100.00%		2,348.51	2012
	100.00%							2012	8 31
	2013								
					2017	8			22
				“ ”	“ ”				55,281.24
									29%
	6 2014	11 12			2014				
	8,200.00					51.00%			
					4,693.27			1,306.73	
				629.00			1,571.00		
					5,060.14				


3

		(1)		(2)	(3)=(2)/(1)				
		6,090.61		6,090.61	100.00%	2013 01	11	732.41	
24.5%		3,500		3,500	100.00%	2014 27	08	541.51	
51%		4,693.27		4,693.27	100.00%	2015 12	01	-51.09	
51%		3,489.95		3,489.95	100.00%	2015 01	08	88.2	


O2M
77,961.46

	2					3
						“ ”
	60.00%					
	2					
					13,735.84.00	
	1	2010	12	51.00%		3
						“ ”
						3,500.00
		24.50%				
	2	2014				“ ”
						4,693.27
						629.00
					1,306.73	
					1,571.00	
	51.00%				8,200.00	
	3					
						+

6,000.00



2013-035



		2017-068		2017-078	
		2017 9 15	2017		
		2017			
()	1	2013 9 12	2013		
			60%		
		60.00%	7,800.00		
		1,250.00	6,090.61		
		459.39			
		7,800.00	1,250.00	6,090.61	
			459.39		
	2	2014 7 11	2014		
			,		
			3,500		
				“ ” 24.50%	
		75.50%			
			2014		
				2015	
			5,211.99		
	3	2014			

1

2

10%

			10,000,000.00	2,513,378,563.43	394,133,976.25	841,032,888.79	194,821,272.32	157,473,797.61
			1,500,000,000.00	3,890,401,138.18	2,066,551,305.38	282,703,125.69	125,798,783.01	87,621,469.39
			10,000,000.00	402,574,945.35	89,000,799.78	356,939,008.20	99,643,302.40	73,937,400.03

(")		100% 119.1 136.39
(")		51% 0.04
(")		100%
(")		45.96% 87.46 2.61
(")		90.12%

4.15

1.83

(" ")		100%	3.98
(" ")		93.74	
(" ")		100%	
(" ")		42.71	
(" ")		100%	
(" ")		100%	2.43
(" ")		1.56	
(" ")		100%	
(" ")		0.1	
(" ")		100%	
(" ")		0.11	
(" ")		100%	
(" ")		0.04	
(" ")		100%	
(" ")		79.2	
(" ")		100%	14.48
(" ")		17.14	
(" ")		70%	
(" ")		7.55	
(" ")		100%	
(" ")		80%	
(" ")		0.01	
(" ")		80%	
(" ")		80%	
(" ")		0.07	
(" ")		80%	

		21.11
(" ")		80% 11.1 18.82
(" ")		80%
(" ")		80%
(" ")		80%
(" ")		51% 77.68 21.14
(" ")		63.09% 0.02
(" ")		80% 16.09
(" ")		55% 0.01

2018	1-9	0.00%		10.00%
2018	1-9	53,226.29		58,548.92
2017	1-9	53,226.29		
		1		
		2		

1


2

3

4


1





1

25% 2



1

2

			1.			
			2.			
				3.		
				1		
					25% 2	
			3			
				2		

			4			
				30		
			30		10	
				2		
					5	
						6
						4.
			1			
			2			

	;				2014 12 02	
	;				2014 12 02	
			1	5%		
				2	2016 02 06	

2017 08 30

--	--	--	--	--	--	--	--

;Fortune
Hill Asia
Limited;

			50%			
				2016 09 12		

“ ”

1 2016 2 5

<

>

<http://www.cninfo.com.cn/>

8	2017 5 15		2017 5 11	2016		
				3.936 /	3.856 /	
	44				923,300	3
2016				67,725		
991,025	http://www.cninfo.com.cn/					
	2017-028					
9	2017 5 15					
	2016					
			2017 5 24		4,950,050	
	23.5780%		0.2421%		355	
					http://www.cninfo.com.cn/	
					2017-036	
10	2017 11 7					

		2017 9 8		2017
4	2017 9 15	2017	<	2017
	>			
		2017 9 21		2017
5	2017 9 26		2017	
	http://www.cninfo.com.cn/	2017		2017-091
6	2017 9 26		2017	
			2017 11 10	
	2017			JLC1
	037754	http://www.cninfo.com.cn/	2017	
		2017-113		
2018				
1	2018 7 12		<	2018
	>			
	http://www.cninfo.com.cn/	<	2018	>
2	2018 7 12		<	2018
	>			
				http://www.cninfo.com.cn/
3	2018 7 13	2018 7 24		
			2018 7 25	2018
4	2018 7 31	2018	<	2018
	>			
		2018 8 1		2018

2

3

4

5

2018 5 18

“ ” “ ” “ ”

1,000 250 25% 250 25% 500

50%

<http://www.cninfo.com.cn/>

2018-065

	2016 10 25	http://www.cninfo.com.cn
	2016 10 25	http://www.cninfo.com.cn
	2016 11 10	http://www.cninfo.com.cn
Fortune Hill Asia Limited	2016 12 27	http://www.cninfo.com.cn
	2016 12 27	http://www.cninfo.com.cn
	2017 03 28	http://www.cninfo.com.cn

2017

2017 06

	2018 01 24	http://www.cninfo.com.cn
	2018 02 07	http://www.cninfo.com.cn
“ ”	2018 02 07	http://www.cninfo.com.cn
	2018 02 07	http://www.cninfo.com.cn
	2018 02 07	http://www.cninfo.com.cn
	2018 05 19	http://www.cninfo.com.cn
	2018 06 15	http://www.cninfo.com.cn

1

1

2

3

2

1

--	--	--	--	--	--	--	--	--	--	--

--	--	--	--	--	--	--	--	--	--

	2018 01 24	15,000	2018 01 26	9,200				
	2018 02 07	7,000	2018 06 08	2,000				
	2018 02 07	12,000		0	5			

2018 02 07 11 800 2018 06 29 11,800

2

1

	341,942,461	16.73%	0	0	0	-308,769,227	-308,769,227	33,173,234	1.62%
1	0	0.00%	0	0	0	0	0	0	0.00%
2	0	0.00%	0	0	0	0	0	0	0.00%
3	328,217,754	16.06%	0	0	0	-308,769,227	-308,769,227	19,448,527	0.95%

2

3

	79,130	8	0
--	--------	---	---

		2	10
10			6,487,677
4			
10	10		

			18,299,610	0	0	18,299,610	0	0	0
			1,403,300	0	0	1,403,300	0	0	0
			0	0					

1

2018 06 30

	2,912,201,015.76	2,521,842,674.25
	568,637,068.35	309,973,522.18
	1,806,455,196.10	

	65,572,115.32	44,830,296.94
	12,143,873,403.48	11,117,408,245.30
	651,339,000.57	551,281,383.39

	261,330,000.00	161,330,000.00

	3,566,281,337.04	3,217,068,000.46

3

	3,672,690,968.72	3,337,626,909.16
	3,672,690,968.72	3,337,626,909.16
	3,335,312,359.94	2,907,643,959.86
	2,850,274,346.19	2,564,654,940.71

4

	209,040,074.42	167,960,619.98
	121,501,638.81	114,119,812.86
	2,323,211.95	

	6,500,000.00	97,287,204.44

6

	153,592,376.86	143,242,771.79
	3,323,678,637.18	3,805,003,578.76
	3,477,271,014.04	3,948,246,350.55
	168,173,945.56	185,868,933.26
		9
		5
		0
	-970,974,173.27	-1,223,090,253.65

	2,084,422,888.89	1,295,000,000.00
	1,379,000,000.00	225,000,000.00
	162,962,611.00	137,200,806.21
	30,866,700.74	6,531,570.02



												-163,597,529.76	-24,513,203.25	-188,110,733.01
1														
2														
3												-163,597,529.76	-24,513,203.25	-188,110,733.01
4														
1														
2														
3														

	2,043,978,097.00				762,012,129.02	59,249,887.20			535,271,661.52	768,721,070.12	4,050,733,070.46
	2,043,978,097.00				762,012,129.02	59,249,887.20			535,271,661.52	768,721,070.12	4,050,733,070.46
“ ”					21,339,091.50	-18,319,324.80				413,449,232.52	453,107,648.82
										576,967,480.28	576,967,480.28
					21,339,091.50	-18,319,324.80					39,658,416.30
1						-18,319,324.80					18,319,324.80
2											
3					21,339,091.50						21,339,091.50

2

-163,518,247.76 -163,518,247.76

	2,044,969,122.00				740,191,621.02	82,633,958.40			399,792,177.78	390,400,664.93	3,492,719,627.33
	2,044,969,122.00				740,191,621.02	82,633,958.40			399,792,177.78	390,400,664.93	3,492,719,627.33
“ ”											

1993 , (“ ” “ ”) ()
440301501120135 A : 2009 8 28 2028 12

330

38

1

3

“ ” “ ”

1

“ ”

2

12

1

2

1 1 12 31

3

12

4

9

5

7

,

10

1

6

11

1

	100

2

3	0.00%
3-6	30.00%

6-12

3



5

13

			2012 7 1	[2012]20
				1.5%
3%	30%	20%	60%	100%

14

”

“

16

	30	10%	3.00%
	20	10%	4.50%

17**1**

2

		30	10.00%	3%
		5	10.00%	18%
		5	10.00%	18%
		5	10.00%	18%
		20	10.00%	4.5%

18**19**

1

3

20**1**

1

2

3

4

5

6

7

4

25

26

27

2010 3 8

50

1

10

28

29

1

2

3

(1)

30

/

()

()

31

4

5

6

7

8

9

1

2

3

34

1

2

35

2

3

4

5

6

1

		3% 5% 6% 10% 16%
		7%

		25%	16.5%	15%	10%
		3%			
	70%	1.2%			
		12%			

	15%
	15%
	15%
	15%
	15%
()	16.5%
	16.5%
SHIJU HK LIMITED	16.5%
	10.00%

2

1

15%
2012 12 [2012]96

2

2017 8 17
GR201744200012
2017 2017 1 1 2019 12 31 15%

3

16.5%

4

(2017 43)

		6%		3%		6%		5%	11%		11%
+											
		3%	11%			17%					
2						2018	5	1		17%	11%
	16%	10%									

1

	101,878.55	49,258.38
	2,698,479,796.46	2,443,273,851.10
	213,619,340.75	78,519,564.77
	2,912,201,015.76	2,521,842,674.25
	11,104,880.95	11,040,008.30

	1	21,000,000.00		50,000,000.00
37,000,000.00		100,000,000.00	2	
	135,638.75	3		1,453,984.12
		4,029,717.88		4

2**1**

	51,007,092.88	4,645,000.00
	517,629,975.47	305,328,522.18
	568,637,068.35	309,973,522.18

2

	300,000,000.00	450,000,000.00
	300,000,000.00	450,000,000.00

3

1

2

3 258,663,546.17 83.45%

3

1

	2,010,756,912.91	99.96%	204,301,716.81	10.16%	1,806,455,196.10	1,976,094,235.85	99.95%	130,909,019.62	6.62%	

6	1	731,287,933.38	68,090,536.83	9.31%
1		1,751,580,801.71	69,052,631.64	3.94%
1	2	183,610,812.76	59,683,786.73	32.51%
2	3	75,565,298.44	75,565,298.44	100.00%
		2,010,756,912.91	204,301,716.81	10.16%

		598,880.00		

2

142,279,358.33

24.53%


123,731,818.10

27.12%

5

1

	1,541,951,527.22	100.00%	1,405,215.54	0.09%	1,540,546,311.68	1,076,574,785.47	100.00%	2,993,353.72	0.28%	1,073,581,431.75
	1,541,951,527.22		1,405,215.54		1,540,546,311.68	1,076,574,785.47				



/	1,363,138.18	

	33,680,945.11

8

	65,572,115.32	44,830,296.94
	65,572,115.32	44,830,296.94

20,741,818.38

--	--	--	--	--	--	--	--	--	--	--	--

100,000,000.00

100,000,000.00


	1,000,000.00			1,000,000.00					0.69%	
	1,000,000.00			1,000,000.00					0.46%	

1.	36,961,625.82			36,961,625.82
2.	5,844,750.03			5,844,750.03
1	5,844,750.03			5,844,750.03
3.	529,434.97			529,434.97
	80,653.30			80,653.30
	448,781.67			448,781.67
4.	42,276,940.88			42,276,940.88

2

12

1



4.				
1.	109,273,270.56	42,403,921.98	27,619,582.75	179,296,775.29
2.	109,470,697.92	43,684,380.11	24,826,400.53	177,981,478.56

2

Y10-2-601			1,296,207.06
4	1	4-1-403	538,363.88



13

1



					l, refW29.C /P <<MCID 19>> BD
			2,539,135.27	1,421,702.34	3,960,837.61
			2,947,600.18	1,443,631.02	4,391,231.20

0.00%



16 /

1

	262,940,472.35	63,283,512.54	207,813,999.33	51,352,236.80

1

	50,328,325.25	68,455,989.56
	475,000,000.00	530,000,000.00
	775,000,000.00	613,876,684.01
	2,215,000,000.00	1,235,000,000.00
	3,515,328,325.25	2,447,332,673.57

1

2

19

1

	186,034,516.67	119,320,865.17
	80,599,978.97	1,762,732.08
	32,301,651.45	34,255,407.68
	29,429,518.27	
	12,061,989.45	20,472,692.09
	8,501,669.15	8,850,132.63
	5,516,827.09	30,036,270.64
	1,321,363.30	789,230.53
	98,000.00	72,000.00
	74,799.46	682,638.98
	220,151.61	4,275,695.19
	356,160,465.42	220,517,664.99

21

1

22

		50,768,532.66	84,456,780.34
		268,705,018.75	659,692,619.51
		14,450,911.40	18,277,230.94
		3,637,181.03	6,057,870.88
		2,679,980.48	4,396,608.29
		176,345.21	1,224,691.60
		412,494.31	569,448.61
		19,963.89	47,302.43
		2,705,508.91	484,831.72
		343,555,936.64	775,207,384.32

431,651,447.68

55.68%

2017

23

		19,878,790.76	13,703,554.30
		19,878,790.76	13,703,554.30

	42,643.37	42,643.37
	3,962,149.49	3,962,149.49
	82,587,765.49	4,854,807.91

1

1

2017

2

		262,837,425.30	13.56%	
1	+			41,671,039.58
2		44,021,936.22		
3		55,859,139.63		
4		83,629,864.65		

26

	14,664,072.50	11,777,359.72
	14,499,189.29	3,485,294.55
	10,137,407.72	4,068,932.86
	7,344,420.09	3,884,260.48
	6,680,504.87	8,312,655.21
	6,329,092.05	528,687.53
	5,461,071.24	5,349,766.19
	4,820,640.13	1,682,685.90
	4,723,734.31	5,440,049.39
	4,055,376.31	4,119,773.27
	4,031,233.82	1,359,887.22
	3,965,334.14	2,437,916.41
	3,429,924.70	4,863,808.45
	3,373,584.18	2,791,807.76
	2,373,204.58	2,214,186.71
	2,183,647.70	2,764,010.68
	683,884.50	439,717.53
	374,880.46	1,306,694.74
	351,560.15	531,055.97
	331,900.35	2,367,080.68
	149,656.69	256,982.61
	115,745.53	919,675.60
	106,720.09	1,036,408.98
	87,898.76	96,745.37
	788,944.40	77,446.15
	2,839,831,401.45	2,561,910,846.76

37

	6,036,763.43	5,962,970.23
	1,639,381.69	609,768.22
	1,928,063.09	1,685,095.26
	1,862,904.25	942,569.85
	24,195,655.12	20,034,719.39

38

	119,148,768.74	113,729,401.73
	20,627,958.81	16,726,905.09
	18,973,340.32	13,667,637.15
	9,592,891.89	8,251,126.12
	9,489,034.59	9,175,253.47
	4,759,317.73	4,995,714.36
	10,398,225.82	5,625,656.69

	1,697,598.53	1,928,373.15
	652,546.95	600,908.80
	333,891.05	433,453.15
	742,310.69	1,010,557.89
	74,834.98	148,137.08
	1,611,952.00	1,761,766.99
	269,999,669.10	226,959,308.57

43,040,360.53 18.96% 1

2

39

	75,200,841.08	40,015,932.93
	16,400,021.62	15,054,389.88
	-196,031.35	-98,735.90
	4,757,949.40	7,910,158.75
	63,362,737.51	32,772,965.90

30,589,771.61 93.34%

3,518.49

40

	73,108,530.47	21,826,354.51
	54,371,421.55	41,395,670.78
	127,479,952.02	63,222,025.29

1

2

64,257,926.59 101.64%

1

1,538.62

2

41

--	--	--	--

2

	371,519,635.38
/	92,840,155.37
	-10,373,945.85
	773,108.50
	1,688,976.56
	-30,435,900.71
	13,653,953.11
	68,146,346.98

88,606,533.57

56.53%

1

2

47

32

48

1

	2,081,059,339.66	4,196,294,399.76
+	522,297,637.47	354,104,277.67
	326,838,524.90	190,996,197.66
	164,786,483.01	28,358,719.08
	33,743,745.61	100,624,415.63
	26,362,674.30	10,304,223.75

2,534,893.34

25,791,478.31

	27,480,403.93	24,564,332.96
	10,341,480.24	12,091,910.44
	6,649,794.70	9,472,041.31
	16,047,485.19	13,023,266.82
	11,536,555.44	7,766,019.33
	4,842,100.00	700,000.00
	8,666,142.81	7,274,753.48
	6,113,618.19	5,925,937.99
	3,429,924.70	

	0	500,000.00
	0	500,000.00

4

	723,739,630.43	540,992,483.63
	723,739,630.43	540,992,483.63

18,274.71 33.78%

5

	532,155,772.16	193,426,113.52
	32,900,000.00	
	66,372.11	200,004.07
	800,328.63	3,573,610.75
		2,757,955.20
		80,000.00
	565,922,472.90	200,037,683.54

36,588.48 182.91%

1 33,872.97

2 3,290.00

49

1

1	--	--
	303,373,288.40	302,191,777.74
	127,479,952.02	63,222,025.29
	16,368,924.72	11,872,694.83
	1,255,972.04	1,718,248.12
	72,795,195.09	22,479,663.61
	“ ”	182,558.67
	“ ”	172,985,141.16
	“ ”	-18,764,311.07
	“ ”	33,253,219.81
	“ ”	-12,224,939.11
	“ ”	-570,372,448.56
	“ ”	-472,995,425.39
		-346,662,872.22
2	--	--
3	--	--
	2,698,581,675.01	2,800,306,062.87
	2,443,323,109.48	3,259,271,051.79
	255,258,565.53	-458,964,988.92

2

	0.00
	--
	0.00
	289,023.96
	--
	289,023.96

	--
	-289,023.96

2018 1 1

94.95%

3

	2,698,581,675.01	2,443,323,109.48
	965,998.90	49,258.38
	2,697,615,676.11	2,443,273,851.10
	2,698,581,675.01	2,443,323,109.48
	213,619,340.75	78,519,564.77

1 21,000,000.00 50,000,000.00
 37,000,000.00 100,000,000.00 2
 135,638.75 3
 1,453,984.12 4 4,029,717.88

50

“ ”
 “ ” 4,336,146.42 1 24.5%
 29,632,500.00
 3 30%
 5,713,626.99 3 20%
 49,813,536.90
 “ ” 49,467,409.81 1

	30,909.88	4.8633	150,324.02
--	-----------	--------	------------

2

(" ")

		80.00%	0.00	160,901.97
		55.00%	0.00	59.33

1

1



(" ")				80.00%		

(" ")					100.00%
(" ")				100.00%	

(")			
(")			
(")			
(")			
(")			
(")			

100.00%	
100.00%	
100.00%	
100.00%	
75.50%	
75.50%	

(")

(" ")

(" ")					80.00%	
(" ")					80.00%	
(" ")					80.00%	
(" ")					80.00%	

(")				100.00%		
(")				100.00%		
(")					80.00%	
(")						

(" ")					55.00%	
(" ")					51.00%	

(

(" ")					100.00%	
(" ")					100.00%	
(" ")					100.00%	
(" ")					100.00%	
(" ")					60.40%	
(" ")					80.00%	
(" ")					100.00%	
(" ")					100.00%	
(" ")					100.00%	
(" ")					100.00%	
(" ")					100.00%	
(" ")					100.00%	
(" ")					100.00%	
(" ")					51.00%	
(" ")					100.00%	
(" ")					80.00%	
(" ")					100.00%	
(" ")						
(" ")					90.12%	
(" ")					90.12%	
(" ")					90.12%	

(" ")					100.00%	
(" ")					100.00%	
(" ")					100.00%	
(" ")					100.00%	
(" ")					100.00%	
(" ")					100.00%	
(" ")					100.00%	
(" ")					100.00%	
(" ")					100.00%	

3

	353,296,414.01	49,278,531.34	402,574,945.35	313,574,145.57	313,574,145.57	377,741,508.31	31,537,663.52					

1

2

60%

41%

3

100%

4

2

1

1	2017	12	20			24.5%			
	30,000,000.00			367,500.00		29,632,500.00		2018	6 30
			100%						
2	2017	12						"	"
				7,700		2,000			2,000
	10,000				7,700				300
	80%			2,000		20%		8,000	
			80%	49,813,536.80		49,813,536.80		2018	6 30
3	2017	11	24			24% 6%			5,000,000.00
				713,626.99		5,713,626.99		2018	6 30
			30%			70%			

2

--	30,000,000.00	0.00	5,000,000.00
/	30,000,000.00		

2

	/	/
	58,626,856.82	44,797,265.66

4



2

(1)

	5%	390,217.27	390,217.27	164,526.77	164,526.77
	5%	-390,217.27	-390,217.27	-164,526.77	-164,526.77

1

2018 6 30

1

			HKD2,091,183.00	39.39%	39.39%

6-8 1992 6 23 0364009 16470396-000-06-18-8 :

 33 3312 10,000 1,000 1 490

 49% 490 49% 20 2%

2

1

3

3

1 49%

2 40%

4

		2016 9 8
		2016 9 8
FortuneHillAsiaLimited	"F.H"	5%
		5%
		5%
		5%
		5%
		5%
		5%
		5%
		5%
		5%
		5%
		5%
		5%

12

5

1

/

		3,700,583.00	3,700,583.00		2,642,984.00
		3,113,207.46	3,113,207.46		
		1,642,307.61	1,642,307.61		

2

/

/

/

/	/	/	/	

	150,000,000.00	2017	01	06	2020 01 06
	50,000,000.00	2017	01	13	2020 01 13
	50,000,000.00	2017	02	16	2020 02 16
	20,000,000.00	2017	02	27	2020 02 27
	70,000,000.00				

4

	.	8,060,000.00	14,658,300.00
	" "		61,889,778.56
			28,890,000.00

5

	481,512.00	361,512.00
	606,512.00	441,512.00
	90,000.00	90,000.00
	90,000.00	90,000.00
	90,000.00	90,000.00
	90,000.00	90,000.00
	90,000.00	90,000.00
	90,000.00	90,000.00
	90,000.00	90,000.00
	90,000.00	31,500.00
	306,512.00	301,512.00
	246,512.00	241,512.00
	569,999.29	422,274.70
	376,512.00	301,512.00
	324,500.51	301,512.00
	371,260.00	564,659.95
	0	57,500.00
	0	331,512.00
	0	302,832.00

6

“ 2018 5 19 ” 250 1,000 250 25%
500 50%

6

1

675,000.00

1

			0.00
			4,654,300.00
			0.00
		11.95	4
		3.936	3

1	2016 2 23	2016	<			
	>					
		468	1,571.25	144,569.6230	1.09%	
		5.55				
		http://www.cninfo.com.cn/		2016		
	2016-014					
2	2016	2016 3 13		468	441	
		1,571.25	1,536.05			
	2016 3 11	1,536.05	5.55	http://www.cninfo.com.cn/		
			2016-032			
	2016-033					
3	2016 4 21		441	402	1,536.05	
	1,499.60	2015	2016 4 14	2,023,974,722		
	/	3.936 /	http://www.cninfo.com.cn/	1,499.60	2,099.44	5.55
	2016-046					
4	2016 4 26	XYZH/2016SZA40645	2016 4 25	402		
		2016 4 25				
	20,994,400.00	100%		2016 5 11	2016-052	
	http://www.cninfo.com.cn/					
5	2017 5 15					
		355		4,950,050		
	0.2421%		2017 5 24	http://www.cninfo.com.cn/		
				2017-027		
6	2017 5 15		44			
	923,300	3 2016			67,725	
		991,025	http://www.cninfo.com.cn/			
			2017-028			
7	2017 9 15	2017	<		2017	
	>					
		746	6000.00			
	1	2,044,969,122	2.93%		11.95	

					http://www.cninfo.com.cn/
2017			2017-078		
8	2017		2017 9 26		2017
				746	730
	6000	5,993.6	2017		
2017 9 26		5,993.6	11.95 /		http://www.cninfo.com.cn/
	2017			2017-090	2017
			2017-091		
9	2017 11 10		2017		
		JLC1	037754	2017 11 10	: 721 ,
		5,989.1	http://www.cninfo.com.cn/	2017	
			2017-113		
10	2017 11 7				
	991,025	2,044,969,122	2,043,978,097		http://www.cninfo.com.cn/

>

<http://www.cninfo.com.cn/>

3 2018 7 13 2018 7 24

2018 7 25

2018

4 2018 7 31 2018
>

<

2018

2018 8 1

2018

1

1	547,213,535.20
1-2	670,930,898.13
2-3	652,831,083.30
3	4,796,666,337.04

2018 4 12

<http://www.cninfo.com.cn>)

2

2018 4

[2018]1351

870464

2018 4 17


2018

4 17

<http://www.cninfo.com.cn>)

1

1



--	--	--

3

81,270.00 65,463,086.53 59.68%

2

1

MM

5	472,736.00	0.02%	103,916.00	0.00%
---	------------	-------	------------	-------

206,549,334.07

7.45%

	5,000,000.00			5,000,000.00		
	5,000,000.00			5,000,000.00		
	159,278,800.00			159,278,800.00		
	106,126,335.23			106,126,335.23		
	5,000,000.00			5,000,000.00		
	5,000,000.00			5,000,000.00		
	1,000,000.00			1,000,000.00		
	5,000,000.00			5,000,000.00		
	5,000,000.00			5,000,000.00		
	64,908,287.07	30,000,000.00		94,908,287.07		
	30,250,000.00			30,250,000.00		
	5,000,000.00			5,000,000.00		
	1,000,000.00			1,000,000.00		
	5,000,000.00			5,000,000.00		

1

	-182,558.67	
	12,222,226.82	
	1,162,475.69	
	11,791,742.84	
	3,337,047.38	
	947,954.16	
	4,766,671.48	
	22,616,308.42	--

1 — 1 —

2

		/	/
	5.70%	0.15	0.15
	5.27%	0.140	0.140

3

1

2

3

0